

HOW TO ORGANISE A SCHOOL BALL



4 ESO
1 BACH
2 BACH



FORMAL DRESS CODE



BRING YOUR SIGNIFICANT OTHER OR BEST FRIEND

SCHOOL BALL



WHAT IS A SCHOOL BALL ?

A school ball is a formal social gathering for dancing similar to the American Prom. It takes time to plan and organize the ball.

Volunteer students with the help of volunteer adults of the management team, teachers, English language assistants (ELAs), non-teaching staff and parents will be in charge of the event.

It will be held at the school grounds and it will offer entertainment and many other fun activities.

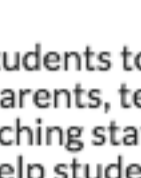
Guests are required to come with a friend or significant other in a formal dress wear.

VISION

The 1Bach students will organise a BALL for the years 4ESO, 1Bach and 2Bach by the end of their exams (in June) as part of a cross curricular activity involving the Economics, English, Music and Art departments with the help of all the stakeholders at their high school.



SCHOOL BALL ACTION PLAN



STRENGTHS



The school venue
A planning guide at <http://www.andersons.com> and <http://www.ablecanopies.co.uk/blog/2013/06/organise-a-successful-prom/>
The use of computers in the high school
Storage space in the high school

The willingness of students to have a party
The help and advice of parents, teachers, ELAs and non-teaching staff
The staff's readiness to help students in the planning of an activity in a more PBL approach
The management team's knowledge of the importance of a BALL for students' moral



RESOURCES




STRATEGIES

Information to all stakeholders
Drawing volunteers from each group of stakeholders
Meeting with the committed volunteers to draw a plan and creation of the communication channel (WhatsApp, Excell Spreadsheet on Google Drive, Email list, etc.)

STAKEHOLDERS POSITIONS




Volunteer students are relevant, needed and qualified for each post in the organisation of the event with a voice in the committees




ELAs (English Language Assistants) have a personal experience from which to draw knowledge and expertise



English, Art, Music and Economy teachers help with their adequate knowledge; other volunteer teachers advise



The management team must be informed at all times of the ongoing process and if there are any volunteers, they would be assigned a role of their preference.



Non-teaching staff have always a say on what is feasible and the ways of organizing at the high school



Parents like being involved knowing what is going on and helping

RESOURCES NEEDED

COMMITTEE

Formed by students, teachers, ELAs, Non-teaching staff, management team. They decide how many subcommittees are needed

HIGH SCHOOL RESOURCES:
playground, hall, classes, toilets

MONEY

INSURANCE, CATERING, DECORATION

IDEAS, APPROACHES AND STRATEGIES

#1

CREATE A VISION STATEMENT

#2

CREATE A MISSION STATEMENT

#3

USE TEAM BUILDING GAMES

#4

USE PBL APPROACH

SMART

S - Specific
M - Measurable
A - Attainable
R - Realistic
T - Time bound

TIMELINE



September: General information
October: Creation of vision and mission statements
Creation of committees and subcommittees

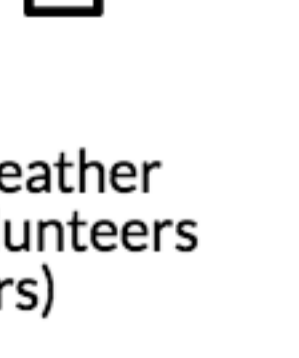
December
January
February
March
April
May
June:
July:

Meetings and addressing of the high, medium and low priority issues

Celebration of the BALL
Evaluation



ISSUES WE COULD FACE



Extremely high temperatures or rainy weather
Lack of commitment on the side of the volunteers
Exam burnout (students and teachers)

INDICATORS OF SUCCESS

NUMBER OF GUESTS

COMMENTS on social media

Autographs on guest book

Students want to repeat

If you want to take part in this experience, contact your Coordinator of the Bilingual Program

All images used are Piktochart property. The SGFSHow image was created with Bitmoji

Research and compiled by:
SGFSHow



powered by
Piktochart
make information beautiful