

My Travel Diary

Project Instructions

Objective:

In this project, you will create a travel diary to practice writing in English. You will describe a trip—real or imaginary—and share your experiences as if you were writing a journal.

What to Include:








1. Cover Page

- Write the title: **"My Travel Diary"**
- Draw or paste a picture of your destination.

2. Introduction

- Where are you traveling to?
- Why did you choose this place?

3. Daily Entries

- Write **3 to 5 diary entries** (one per day of your trip).
- Each entry should have:
 - **Date** 
 - **Weather**  
 - **What you did**  
 - **How you felt**  
- Use **complete sentences** and **descriptive words**!

4. Conclusion

- What was the best part of your trip?
- Would you visit this place again? Why or why not?

Presentation Tips:

- Write neatly or type your diary.

- Add **drawings, photos, or stickers** to make it fun!
- Use **past tense** (e.g., "I visited a museum" instead of "I visit a museum").

Due Date:  17 **[Teacher to fill in]**

Grading Criteria:

- ✓ Creativity & Effort
- ✓ Grammar & Sentence Structure
- ✓ Clear & Organized Writing
- ✓ Presentation & Neatness