



INTERNATIONAL

DOT

day

15th September



*Have you ever
Heard about*




Imagen: <https://pixabay.com/es/vectors/acuarela-circulo-de-colores-5013211/>

*International
Dot day?*

International **D**ot **D**ay is
celebrated on 15th September

Why is it called Dot Day?

**15th September is
known as
International Dot Day
because that is when
the book, "*The Dot*" by
Peter H. Reynolds, was
published in 2003.**



<https://pixabay.com/es/vectors/preguntas-signo-de-interrogacion-6988157/>

International Dot day

The Dot is a lovely story about a girl named Vashti who is encouraged by her teacher to take a risk.

Vashti did not believe she could draw. She was filled with insecurity until her teacher gently persuaded her to, "just make a mark and see where it takes you."

Once Vashti sees her artwork signed and framed, she is inspired to experiment more with dots. The simple support of her teacher gives Vashti the confidence to take risks and to grow.




Imagen: <https://www.amazon.es/Dot-Creativity-Peter-H-Reynolds/dp/0763619612>



Let's watch!



https://www.youtube.com/watch?v=gSkkWKxKBW8&feature=emb_logo



<https://www.youtube.com/watch?v=vKCsqbiCxE8&t=20s>

Some

Teaching ideas

Look at the cover of the book and discuss the title. Do illustrations give you any clues? What could the story be about?


Think of different types of art materials that can be used to make a dot. Can you try them all? How are they similar / different? Which is your favourite? Why?

Use the title 'The Dot' as the starting point for your own story.

Write a sequel to the story. What happens to the boy after he has signed his own picture?

Vashti 'sat glued to her chair'. Was she really glued to it? What kind of literary technique is this?

Look at the different sized dots on the book Can you measure their dimensions? Can you work out the areas and perimeters of each?



Sing and perform the following song:



<https://www.youtube.com/watch?v=7A39pG4SoEg>

Can you create your own 'dot' pictures?

*Computing:
Use the paintbrush tool in painting software to create a 'dotty' picture. Look at examples of pointillism for inspiration.*

<https://pikabay.com/es/vectors/c%C3%a1drculo-de-color-acuarelo#orango-4108126/>

Can you find out about pointillism? Look at famous examples of pointillism and make your own. Make a picture that consists of dots.



Discussion Dots

Why was Vashti's paper empty?

What did Vashti discover while painting dots?

Do you ever feel like Vashti?

How did Vashti feel about herself?

How did she feel when she saw her picture framed?

Why did Vashti ask the boy to draw her?

What is something you would like to improve?

Discussion Dots

What made Vashti try something new?

What do you think happened after the boy signed his art?

How did Vashti 's dots look at the show? Did her art improve?

How can you help others when they don't believe they can so something?

Why did Vashti's teacher ask her to sign her name?


Have you ever thought that you couldn't do something?

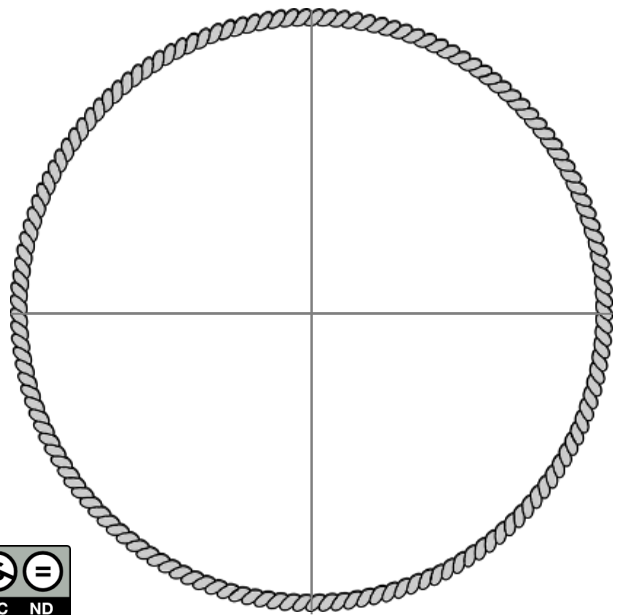
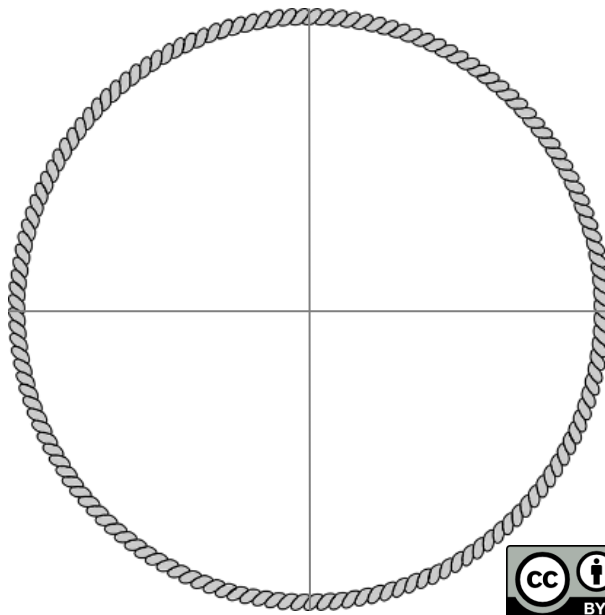
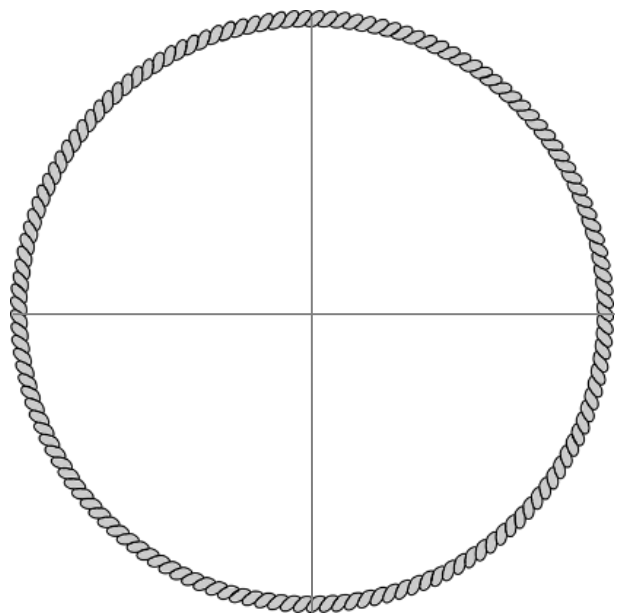
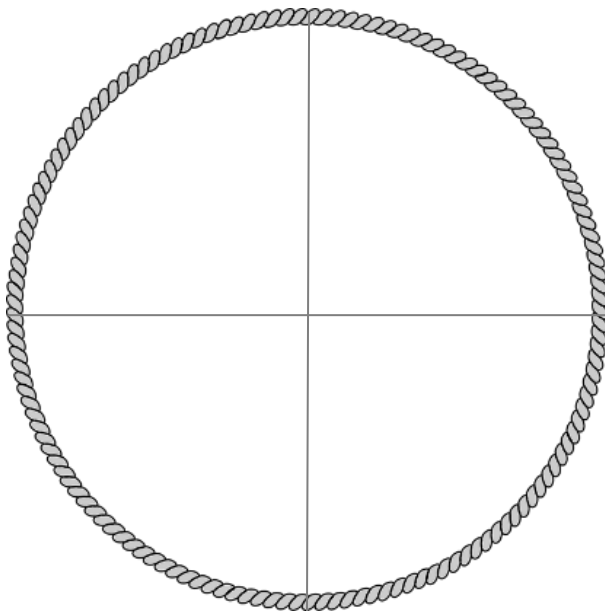
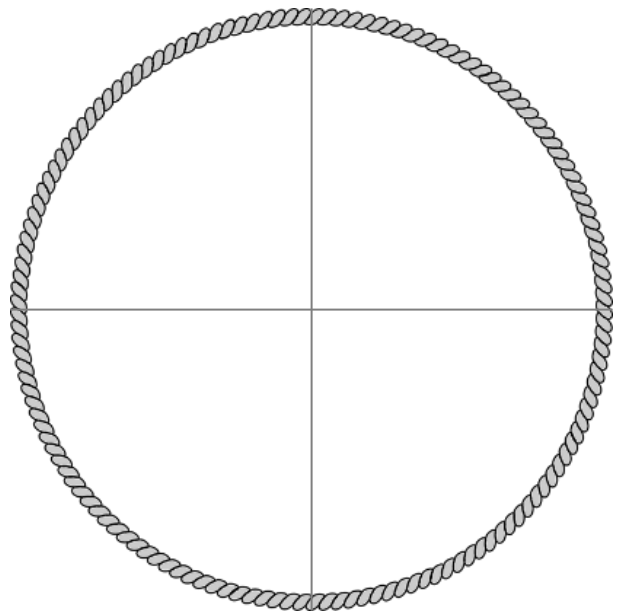
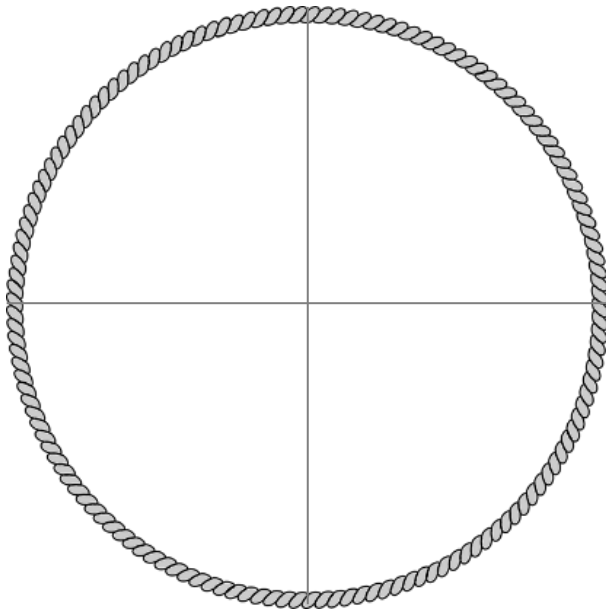
Complete my dot

Set your students in sets of four (nevertheless, you can adapt this activity for a larger group of students just breaking the students into a different number).

The student will write their name on the backside, then each student of the group will write something special about that person.

When the dot is returned to the owner he or she should have a complete dot with positive words or remarks from his or her classmates.







 **@ LaVidaTeaching**

 **Living LaVidaTeaching**