











PART 2: ENERGY AND MACHINES

1. Match these machines with the energy they use.

- A.  bottle opener
- B.  plane
- C.  hair dryer Electricity
- D.  scissors Human energy
- E.  sailing boat
- F.  toy windmill Burn fuels
- G.  mobile phone Wind
- H.  Caravan Animals energy
- I.  Wheel with anchor
- J.  carriage

2. Complete the sentences about machines and energy in exercise 1:

A. The..... uses to work.

C. The..... uses to work.

E. The..... uses to work.

H. The..... uses to work.

J. The..... uses to work.

3. Classify machines from exercise 1 into simple and complex.

SIMPLE MACHINES	
COMPLEX MACHINES	