








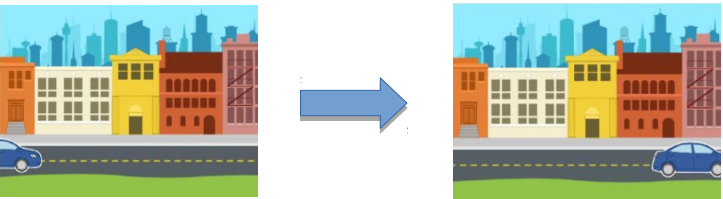





# SCRATCH jr

TITLE	¡I AM DRIVING THROUGH THE CITY!
CHOOSE YOUR BACKGROUND	   <p>New background <span style="margin-left: 150px;">Delete the cat</span> <span style="margin-left: 150px;">OK</span></p>
CHOOSE YOUR CHARACTERS	    <p>New character <span style="margin-left: 100px;">Delete the cat</span> <span style="margin-left: 100px;">OK</span></p>
ADJUST THE SIZE AND PUT IT IN THE STAGE	  <p>Reduce your character <span style="margin-left: 150px;">Move your car to the other side of the road</span></p>
CODE YOUR PROGRAM TO DRIVE IT THROUGH THE CITY	    <p>Use the grid (ON/OFF) to count the boxes to the other side</p>
EXTENSION ACTIVITY	<p>How would you make the car travel half the distance?</p> <p>What would you change to drive a bus instead of a car?</p>