

FINAL PROJECT: HOW LITERACY IS DEVELOPED THROUGH P.E IN THE UK

LUIS TEJERO ABASCAL
NORWICH, JULY 2017

Licencia Creative Commons



HOW LITERACY IS DEVELOPED
THROUGH P.E IN THE UK by Luis
Tejero Abascal is licensed under a
Creative Commons Reconocimiento-
NoComercial 4.0 Internacional License.

During this presentation we will talk about...

1. Literacy
2. Strategies to develop literacy in the High School
3. Strategies to develop literacy in P.E
4. Sample P.E Lesson

Literacy

▶ What is Literacy?

- ❖ It is defined as the quality of being literate, that means, the ability of reading, writing and communicating using proper grammatical forms and vocabulary, in a coordinated way

▶ Why is the focus of the UK educational system set in Literacy?

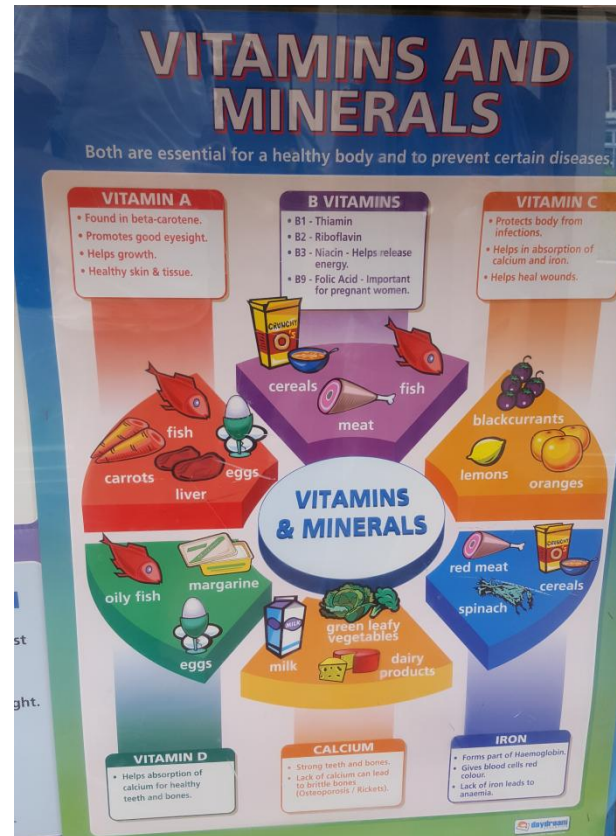
- ❖ Difficulties of the youngest generations in communicating using a specific and accurate language

Literacy

- ▶ UK's educational system solution was based in the following ideas:
 1. Every teacher should be a language teacher
 2. Creation of the Literacy Department
 3. Create a language environment in the building
 4. Incorporate certain methodologies (ex; Bloom's Taxonomy) to all the subjects

Strategies to develop Literacy in the High School

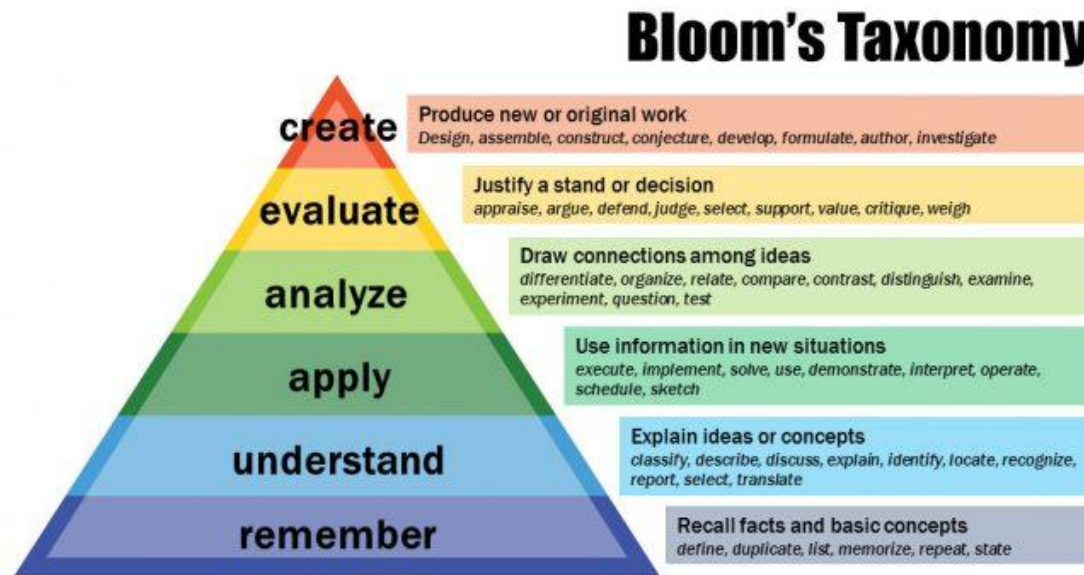
- Pictures of academic information in the walls, classes, etc.



Strategies to develop Literacy in the High School


- ▶ Literacy department: every teacher should be a language teacher

Every subject incorporates in the lessons delivery Bloom's Taxonomy



Strategies to develop literacy in P.E

- ▶ Specific Vocabulary related to the subject is surrounding the sport facilities



Strategies to develop literacy in P.E

- ▶ During the lessons, ask specific questions to the pupils, making them to use complex language structures





LESSON PLAN EXAMPLE

During this session we will see...

1. The lesson
2. Learning Objectives
3. Language Objectives
4. Session development
5. Assessment



1. The lesson

- ▶ 1st E.S.O (Bilingual Program)
- ▶ 19 students
- ▶ Low English Level



- ▶ Corporal Expression
- ▶ First Session



2. Learning objectives



Being able to...

- ▶ Communicate basic ideas with the use of the body
- ▶ Use facial expressions to transmit ideas or feelings
- ▶ Collaborate with other students to achieve the objectives of the games

3. Language Objectives

1. Learning the structure of interrogative phrases



2. Learning some specific vocabulary related to sports



4. Session development

1. Warm up game
 - ▶ The walking feelings
2. Games
 - ▶ The orchestra
 - ▶ Bingo!
 - ▶ Guess who I am...
3. Reflection



5. Assessment

- During the Reflection period, some questions are going to be asked
 - ❖ What face do you use to express sadness \ happiness \ etc.?
 - ❖ Can you tell me which was the most difficult exercise for you?
 - ❖ How can you express heaviness or lightness with your body?

- Homework
 - ❖ Look for three examples in which corporal expression is used in different competitions

Eg: overreacting when a foul is committed in football, the haka in rugby...